

PROSPORT™



Designed specifically for sports turf applications
with head spacing from 40 to 65 feet.

- **Revolutionary Patented Easy Arc Set** – Simplified arc set allows for wet or dry adjustment in seconds.
- **Triple Nozzle Configuration** – Ensures even distribution of water.
- **2N1 Adjustable or Continuous Rotation** – Provides a full range of adjustment from 40° to a continuous full circle.
- **Patented Arc Set Degree Markings** – Clearly indicates the current watering pattern and simplifies arc set adjustment.
- **Arc Memory Clutch** – Prevents internal gear damage and returns rotor to its prior setting automatically if nozzle turret is forced past stop.
- **Time Proven Patented Reversing Mechanism** – Assures continuous reverse and return...over a 20 year history.
- **Heavy Duty Rubber Cover and Mud Guard** – Protects against physical injury and reduces liability, allows sprinkler to be installed below grade.
- **Factory Installed Check Valve** – Prevents low head drainage.



K-Rain Manufacturing Corp.
1640 Australian Avenue
Riviera Beach, FL 33404 USA
+1 561 844-1002
FAX: +1 561 842-9493
1.800.735.7246 | www.krain.com

PROSPORT™

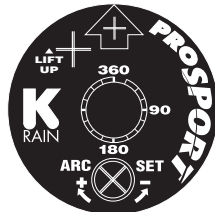
The **PROSPORT™** is K-Rain's next generation of professional rotors, designed specifically for sports turf applications with head spacing from 40' to 65'.

The **PROSPORT™** comes standard with a unique triple nozzle. The triple nozzle configuration consists of a primary nozzle for long distance and two secondary nozzles for mid-range and short distance coverage. This nozzle design provides even water distribution from 45' to 77'.

PROSPORT™ comes in a high speed version, ideal for quick wet downs and dust control.

Easy Arc Setting

Arc Selection 40° to Continuous 360°
Adjust From Left Start



Specifications

- Inlet: 1" Threaded NPT
Domestic 1" BSP: International
- Arc Adjustment Range:
40° to Continuous 360°
- Pressure Rating: 40 - 90 PSI
- Precipitation Rate: .3 to .78 in./hr.
(Depending on Spacing & Nozzle Used)
- Overall Height (Popped Down): 9 1/2"
- Recommended Spacing: 40' to 65'
- Radius: 45' to 77'
- Nozzle Trajectory: 26°
- Riser Height: 4"







Models

- 14003 PROSPORT™ Plastic**
- 14053 PROSPORT™ High Speed Plastic**







Other options add to part number:

- SS** Stainless Steel
- BSP** w/BSP Thread
- NN** No Nozzle
- RCW** Reclaimed Water Use

Performance Data - Model 14003

NOZZLE	PRESSURE			RADIUS		FLOW RATE			PRECIP in/hr mm/hr			
	PSI	kPa	Bars	Ft.	M.	GPM	L/M	M³/H	■	▲	■	▲
 #5	40	276	2.8	45'	13.7	5.1	19.3	1.2	0.48	0.58	12	14
	50	345	3.5	47'	14.3	5.9	22.3	1.3	0.51	0.62	13	15
	60	414	4.1	47'	14.3	6.5	24.6	1.5	0.57	0.68	14	17
	70	483	4.8	49'	14.9	7.1	26.9	1.6	0.57	0.68	15	17
 #10 Pre-installed	50	345	3.5	53'	16.2	10.6	40.1	2.4	0.73	0.87	18	21
	60	414	4.1	53'	15.9	11.8	44.7	2.7	0.81	0.97	21	24
	70	483	4.8	53'	16.2	12.6	47.7	2.9	0.86	1.04	22	25
	80	552	5.5	55'	16.8	13.5	51.1	3.1	0.86	1.03	22	25
 #15	50	345	3.5	57'	17.4	13.0	49.2	3.0	0.77	0.92	19	23
	60	414	4.1	59'	18.0	14.2	53.8	3.2	0.79	0.94	20	23
	70	483	4.8	59'	18.0	15.4	58.3	3.5	0.85	1.02	22	25
	80	552	5.5	63'	19.2	16.5	62.5	3.8	0.80	0.96	20	23
 #20	60	414	4.1	65'	19.8	18.9	71.5	4.3	0.86	1.03	22	25
	70	483	4.8	67'	20.4	20.5	77.6	4.7	0.88	1.06	22	26
	80	552	5.5	69'	21.0	21.9	82.9	5.0	0.89	1.06	23	26
	90	621	6.2	71'	21.6	23.2	87.8	5.3	0.89	1.06	23	26
 #25	60	414	4.1	67'	20.4	22.8	86.3	5.2	0.98	1.17	25	29
	70	483	4.8	71'	21.6	24.8	93.9	5.6	0.95	1.14	24	28
	80	552	5.5	75'	22.9	26.5	100.3	6.0	0.91	1.09	23	27
	90	621	6.2	77'	23.5	26.8	101.4	6.1	0.87	1.04	22	25
 #30	60	414	4.1	67'	20.4	23.7	89.7	5.4	1.02	1.22	26	30
	70	483	4.8	69'	21.0	25.6	96.9	5.8	1.04	1.24	26	30
	80	552	5.5	69'	21.0	27.5	104.1	6.3	1.11	1.33	28	33
	90	621	6.2	71'	21.6	29.2	110.5	6.6	1.12	1.34	28	33

Performance Data - Model 14053

NOZZLE	PRESSURE			RADIUS		FLOW RATE			PRECIP in/hr mm/hr			
	PSI	kPa	Bars	Ft.	M.	GPM	L/M	M³/H	■	▲	■	▲
 #5	40	276	2.8	43'	13.1	5.9	22.3	1.3	0.61	0.71	16	18
	50	345	3.5	44'	13.4	6.2	23.5	1.4	0.62	0.71	16	18
	60	414	4.1	45'	13.7	6.4	24.2	1.5	0.61	0.70	15	18
	70	483	4.8	45'	13.7	7.6	28.8	1.7	0.72	0.83	18	21
 #10 Pre-installed	50	345	3.5	49'	14.9	10.6	40.1	2.4	0.85	0.98	22	25
	60	414	4.1	53'	15.8	11.5	44.3	2.7	0.79	0.91	21	25
	70	483	4.8	53'	16.1	13.3	50.3	3.0	0.91	1.05	23	27
	80	552	5.5	54'	16.5	14.0	53.0	3.2	0.92	1.07	23	27
 #15	50	345	3.5	52'	15.8	12.4	46.9	2.8	0.88	1.02	23	26
	60	414	4.1	54'	16.5	13.6	55.3	3.3	0.90	1.04	24	28
	70	483	4.8	56'	17.1	14.6	58.7	3.5	0.90	1.03	24	28
	80	552	5.5	58'	17.1	15.9	60.2	3.6	0.91	1.05	23	27
 #20	60	414	4.1	56'	17.1	19.8	66.2	4.0	1.22	1.40	27	31
	70	483	4.8	58'	17.7	21.2	71.5	4.3	1.21	1.40	27	32
	80	552	5.5	59'	18.0	22.8	78.7	4.7	1.26	1.46	29	34
	90	621	6.2	60'	18.3	24.4	82.1	4.9	1.30	1.51	29	34
 #25	60	414	4.1	59'	18.0	22.4	84.8	5.1	1.24	1.43	31	36
	70	483	4.8	66'	20.1	25.7	97.3	5.8	1.14	1.31	29	33
	80	552	5.5	67'	20.4	27.8	105.2	6.3	1.19	1.38	30	35
	90	621	6.2	68'	20.7	29.9	113.2	6.8	1.24	1.44	32	37
 #30	60	414	4.1	60'	18.3	25.2	95.4	5.7	1.35	1.56	34	39
	70	483	4.8	72'	22.0	28.5	107.9	6.5	1.06	1.22	27	31
	80	552	5.5	73'	22.2	30.8	116.6	7.0	1.11	1.28	28	33
	90	621	6.2	75'	22.9	32.5	123.0	7.4	1.11	1.28	28	33

*All precipitation rates calculated for 180° operation.
For the precipitation rate for a 360° sprinkler, divide by 2.

How to Specify:

Model	
Number	Description
14003	-BSP

